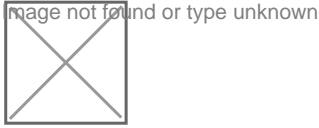
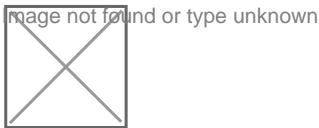


Configure Export Plots

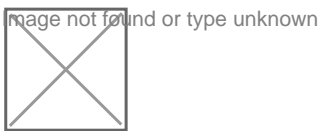
1. Find the profile you want to configure and click the expand button to pop up the profile's configuration



2. Under the "Fields" section, find and click on "plot". This will pop up the plot configuration.



3. If no plot configuration exists, you can click "Add Default Pages" which will put each mnemonic on its own page and plot. It may take a moment to auto generate a default configuration.
4. Configure as needed. At the moment, configuration is fairly limited.



5. Scroll to the bottom and click "Save Changes".
6. Exit the modal by clicking outside of it or hitting Esc.
7. Reselect the profile to make sure your recent changes are loaded.

Revision #4

Created 24 June 2022 14:22:34 by Bradley Tse

Updated 14 May 2024 17:02:18 by Bradley Tse